


Et Cetera special edition


Hartford Jt. 1 School District

Significantly Exceeds Expectations

Lincoln Elementary



Rossman Elementary



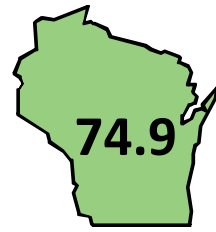
Significantly Exceeds Expectations

Overall Accountability Ratings

Significantly Exceeds Expectations	83-100	★★★★★
Exceeds Expectations	73-82.9	★★★★☆
Meets Expectations	63-72.9	★★★☆☆
Meets Few Expectations	53-62.9	★★☆☆☆
Fails to Meet Expectations	0-52.9	★☆☆☆☆

Central Middle School

Overall Score

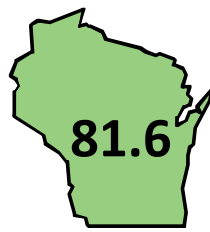


Exceeds Expectations

Overall Accountability Ratings	Score
Significantly Exceeds Expectations	83-100 ★★★★★
Exceeds Expectations	73-82.9 ★★★★☆
Meets Expectations	63-72.9 ★★★☆☆
Meets Few Expectations	53-62.9 ★★☆☆☆
Fails to Meet Expectations	0-52.9 ★☆☆☆☆

Hartford Joint 1 School District

Overall Score



Exceeds Expectations

The School Report Card - Defined

Each year a School Report Card is released publicly by the Department of Public Instruction and is posted on the DPI's website at www.dpi.wi.gov/accountability/report-cards.

Each school receives a score for "Overall Accountability Rating" between 0 to 100. This score places a school in one of five rating categories ranging from "Significantly Exceeds Expectations" to "Fails to Meet Expectations." A five star rating system is also provided. The score is calculated by combining the weighted average of the "Priority Area" scores minus any "Student Engagement Indicator" deductions.

The Four Priority Areas are:

Student Achievement



Assesses the students' level of knowledge and skills attained compared against state academic standards in English Language Arts (ELA) and Mathematics.

School Growth



Assesses how rapidly students are gaining knowledge and skills from year to year, focusing on the pace of improvement in students' performance.

Closing Gaps



Assesses how much the school or district is closing statewide achievement gaps between student groups (comparing low-income students, English language learners, students with disabilities, and members of racial or ethnic groups with peers).

On Track



Assesses how successfully students are achieving educational milestones that predict later success. This includes 3rd grade English Language Arts, 8th grade math and attendance rates.



Reflecting on Student Success



Dr. Mark Smits
District Administrator
smits@hartfordjt1.k12.wi.us

A Message from our District Administrator

I am extremely proud of the success of the students that attend Hartford Joint #1 School District. From the dedication of our staff who tirelessly strive to meet the needs of all learners to devoted and involved parents, I feel the Hartford schools are indeed one of the best keep secrets in the state. In my fourteen years as the District Administrator, I have continued to see the District grow. This growth has been recognized through the years in high math and high reading achievement, having exemplary schools and being recognized as an overachieving district.

As you read this special edition newsletter, you will see that our elementary and middle schools are obtaining some of the highest scores in the history of the District. Additionally, Lincoln and Rossman Schools have obtained the highest accountability rating by the Wisconsin Department of Public Instruction. Some of our District alumni are also highlighted in the newsletter as they continue their success at Hartford Union High School. These accolades coupled with a seven-year decline in taxes reinforces why Hartford is such a great community to live in and raise a family.

On behalf of the School Board and Staff of the Hartford Joint #1 School District, we thank you for allowing us to educate your children.

2016-17 Report Card Highlights

Lincoln Elementary School



School Growth
91.7/100

State Average 66.0/100

We are pleased with our school growth score and understand that it is measured on the foundational skills of math and reading. Our gains in all academic grade levels makes us proud of students and staff alike. We are excited with the tenacity our students are showing.



Closing Gaps
88.6/100

State Average 58.8/100

Our students have understood the 'Power of Yet' and have striven to narrow the achievement gap from prior years by increasing their knowledge base and self belief.

Lincoln Principal
Neil Hanlon

Rossman Elementary School



Student Achievement
84.6/100

State Average 69.4/100

Our students did a great job demonstrating that with a GROWTH MINDSET you can achieve through perseverance and grit! We are looking forward to seeing all the great things our students do in the future.



On-Track
94.1/100

State Average 89.2/100

Rossman students show they are more likely to achieve in school and continue on to postsecondary success! Rossman students and staff understand that a KNOW-DO-BECOME attitude starts with showing up everyday!

Rossman Principal
Doan Bui

Central Middle School



Closing Gaps
72.3/100

State Average 64.4/100

A number of student sub-groups saw growth in closing achievement gaps. The Central Staff works hard to focus on meeting the needs of the "whole student" in terms of academic and emotional growth.



On-Track
88.7/100

State Average 87.0/100

The main task our staff is fortunate to be charged with, is to prepare students to be successful in high school and beyond. The preparation and foundation we give our students, prepares them to be lifelong learners.

Central Principal
Joe Viste

Curriculum & Instruction

Professionals



Curriculum & Instruction Director
Cheryl Simonson

As a district "Exceeding Expectations" on the DPI Report Card, the District values continuous improvement. This has led to hiring a full-time Director of Curriculum and Instruction. The position allows for the district to determine opportunities for fostering continued excellence.

Instructional Coaches

Nicole Emmer - Math Coach
Chris Laatsch - Reading Coach
Donna Dinco - Professional Development Coordinator

Instructional Coaches for Math and English Language Arts/Reading is an example of the professional development opportunities that happens daily in classrooms at Hartford Jt. 1. This approach to improving instruction uses real-time classroom interaction to build the capacity of the teacher to make instructional decisions that are based on data and focused on student needs in the classroom.

Innovation Lens of Continuous Improvement



Student achievement is the goal, evaluation is simply the means.
-James Stronge

Principals provide on-going feedback to promote teacher growth.

This is a critical step in improving instruction and a key element to successful evaluation systems.

Professional Development

80%

Of our teachers believe they have access to quality professional development to improve teaching and learning.

The ultimate goal is connecting teacher professional development to improved student achievement.



Lincoln School



On Saturday, October 20, the annual Lincoln Fun Run began a new tradition in memory of Lincoln 3rd Grade Teacher, Ms. Georgie Cooper who fought a courageous battle with cancer last year. The run was a great success and a great time was had by all while remembering a very special woman. All proceeds for the event were donated to Wisconsin cancer research.



Veterans Day



Lincoln School was proud to host their annual Veterans Day event on November 10, 2017. With over 50 veterans in attendance from all branches of the military it was an amazingly poignant event. Our ambassador for the day was Sergeant First Class James Pelech who is currently working as the Operations NCO for the Milwaukee Recruiting Battalion. Sr. There were hugs and tears which were all a reminder for just how special this day is viewed in the community.



Setting Our Students Up For Success

Hartford Jt. 1 School District alumni are moving on to great success!



Brandon Strupp
DAR Good Citizen for Class of 2018
Hartford Rotary Student of the Month for September
HUHS Class of 2018



Caden Benson
Hartford Rotary Student of the Month for October
HUHS Class of 2018



Holly Beske
Hartford Rotary Student of the Month for November
HUHS Class of 2018



Olivia Meinberg & Irene Wilson
HUHS/Slinger Girls Swim State Qualifiers

Olivia Meinberg - 5th Place 50 Freestyle
8th Place 100 Freestyle

Irene Wilson - 15th Place 50 Freestyle



Alex Evans
HUHS Girls Cross Country State Qualifier

Rossman School



Grandparents Day



Taking advantage of intergenerational learning and the opportunity to demonstrate their learning, the students and staff invited our grandparents or a special person to Rossman on October 20, 2017. Over 1200 visitors walked the halls of Rossman School. They arrived at school and were greeted by the Leadership Students for coffee, juice and cookies provided by our own Rossman PTO. Mr. Bui welcomed them and then shared a slideshow of the first weeks of the 2017 school year. They finished their time here with a visit to the classroom and giving their grandchild a special hug good-bye!



The Rossman students have definitely shown that "Reading is Their Superpower" by completing their 11th successful Read-a-thon. When all the numbers were tallied, 305 students participated and read for a combined total of 63,272 minutes. Even more impressive is that they raised \$15,700 in the process. Many celebration activities took place to motivate the students including dress-up days, a movie night, a sock hop, but the most exciting thing, a ping-pong drop from a helicopter from Mr. Bui in a helicopter provided and flown by pilot, Mr. John Lee, thank you Mr. Lee!

Rossman Read-a-thon

Central Middle School



As tradition stands, so does Science Camp for 6th Graders at Central Middle School. They get to experience Geology, using GPS, Photography, Canoeing, Fishing, Swamp Walking, Team Building and many other skills while in the great outdoors at YMCA Camp Minikani in Hubertus. Students and staff had great weather and loved learning in the outdoors!

Science Camp



District Business Services

Hartford Joint 1 Cuts Taxes!

Over the past 7 years, the District's mill rate (tax rate) has fallen from \$6.62 per \$1,000 to \$5.99 per thousand, the lowest tax rate since the 2009-10 school year. The District remains one of the most fiscally conservative districts in Washington County and the State of Wisconsin, spending \$9,741 per student compared to the \$10,688 statewide average as measured by DPI shared costs.



According to the Wisconsin Taxpayers Alliance 2016 School Facts publication, the District spends \$791 per student on school administration, which is 13% below the state average and 27% below the K-8 average. The District also maintains a strong bond rating of Aa3 as we have reduced outstanding debt to \$9.3 million (12% of legal limit), have reduced annual cash flow borrowing from \$4.4 to \$2.1 million per year and have solidified a \$4.1 million fund balance (19% of working expenses). This allows the District to direct more resources to directly benefit students.

Health Insurance Premiums Decrease by 21%

2010-11

21%

2017-18

As a result of competitive bidding and the purchasing power of the Waukesha Area Schools Health Cooperative, the District's health insurance premiums have decreased 21% since the 2010-11 school year. This decrease has given the District resources to invest in highly qualified teachers and instructional resources needed to boost student achievement. With the flexibility provided under Act 10, we have made prudent investments in our main facilities, which were built in 1956, 1969 and 1991. These adjustments ensure every Hartford student has a safe, clean and quality learning environment. Even as a low spending district, we have the resources necessary to sustain Hartford Jt. 1 as a destination district for staff, students and families who seek high student achievement.

4-K Fall Field Trips



Our 4K students at the Dream Center had a visit from the Hartford Fire & Rescue Department. They learned the importance of fire safety. Thank you to the Hartford Fire and Rescue for joining us and teaching us.

The Pumpkin Farm is a seasonal must in Wisconsin! Our students picked pumpkins, sat on tractors, went on a hayride, and did arts and crafts while on the farm!



School District of Hartford Jt 1 Staff



Hartford Joint 1 School District



District COMMUNICATIONS

To learn more about current events and to keep up with the daily happenings and news at Hartford Joint 1 School District, follow our website and Facebook page at:

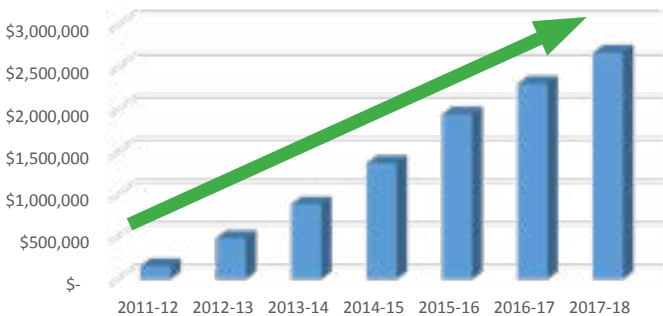


Facebook: [@HartfordJt1](https://www.facebook.com/HartfordJt1)

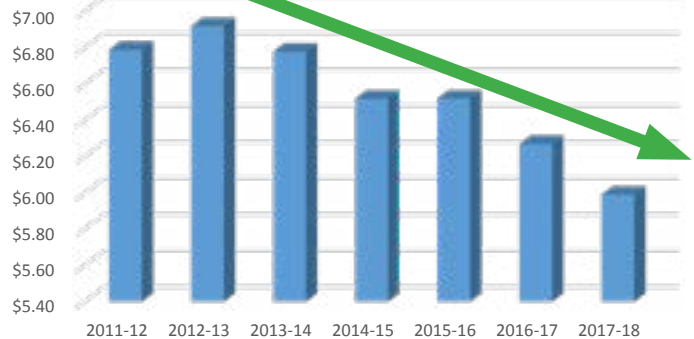
Website: www.hartfordjt1.12.wi.us

Hartford Jt. 1 School District Drops Taxes for the 7th Consecutive Year

Hartford Jt1 Cumulative Property Tax Cuts Since 2011-12 School Year



Hartford Jt1 Tax Rate Since 2011



See page 7 for more details

