

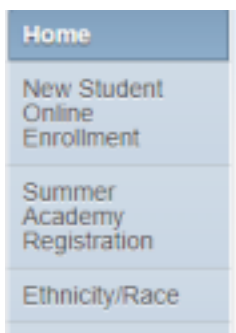
SUMMER ACADEMY REGISTRATION

<https://www.hjt1.org/parents/summer-school>

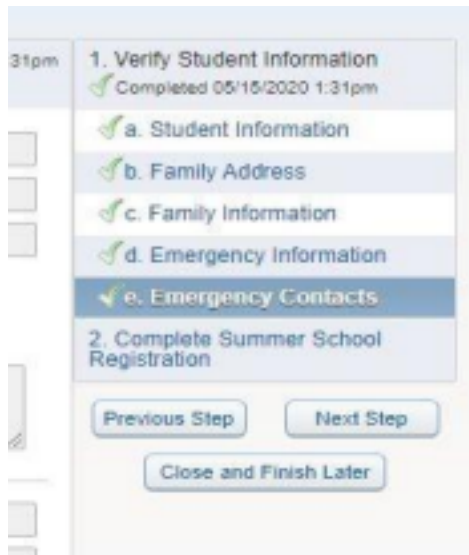
Step 1: Log into Skyward Family Access



Step 2: Once you are logged in, click on Summer Academy registration tab.



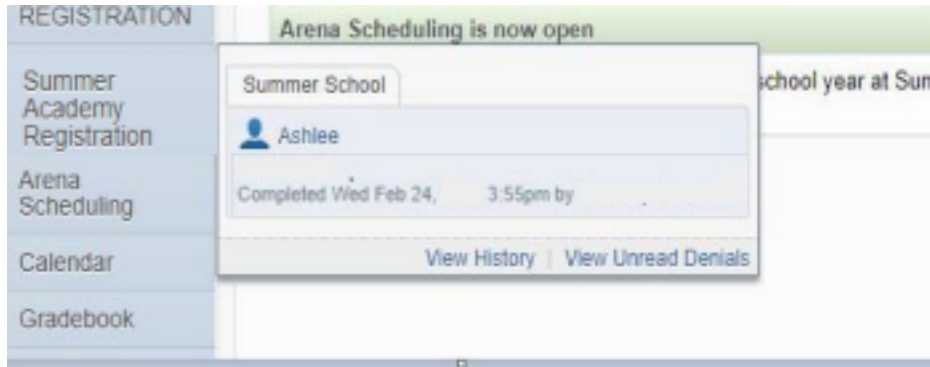
Step 3: Complete the registration process by verifying each step 1a – 1e. Each step should have a green check to show that it was completed. Click on Complete Summer School Registration.



Step 4. Click on Arena Scheduling.



Step 5. Click on your child's name.



Step 6: On the Summer Academy Registration, click on Arena Scheduling tab and select Summer School to pick classes.



Step 7: Choose the summer school classes. Be sure to click on SUBMIT to complete registration.